



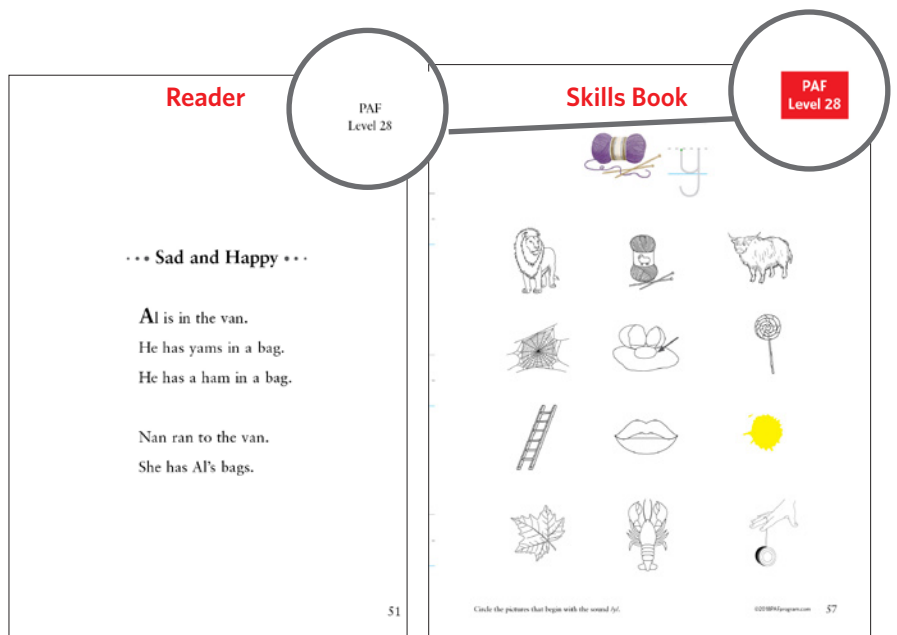


If you are planning to use the PAF Teacher Handbook  with the new PAF Readers and Skills Books, please be advised of the following:

- The Handwriting Program now uses different names for the writing lines. The hat, belt, and shoe writing lines have been replaced with the sun , cloud  and flower  lines. Also, the line on the left side of the page is now red so the students are instructed to “turn to the red line.” The motor patterns are the same; only the names of the lines have changed.



- When following the instructional sequence, you will no longer refer to the page numbers listed in the current Teacher Handbook. When you are teaching a specific level, you will look in the upper right or left corner of the Skills Book and use the pages that correspond with the level you are teaching. Each chapter in the Reader has a level number in the top right corner that corresponds with the instructional level you are teaching.



If you have any questions, please feel free to contact us at info@pafprogram.com and we will be happy to answer your questions. We hope you will enjoy using the new PAF materials.