





Sample Lesson Sequence



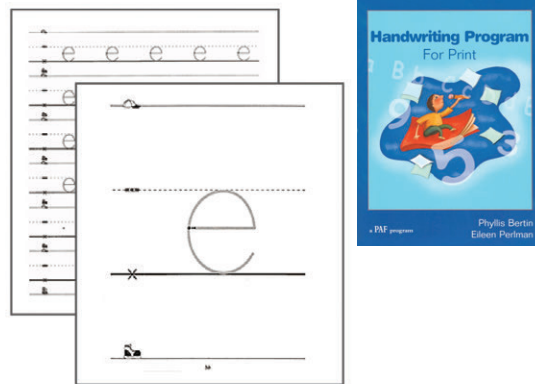
Here is how the daily lesson would look for the introduction of the sound / /.

- 1. Review** Do a review of previously taught sounds, red words, and suffixes using the review pack.



- 2. Introduction of New Material** Then teach the sound using the keyword from the Alphabet Picture Cards.

You also teach the motor pattern for writing the letter using the Handwriting Program for Print.



- 3. Spelling Dictation** Give a dictation with the new sound, using words and a sentence you have selected from the Teacher Handbook.


4. Reading Now read with the children. First you will read words and phrases with the new sound in *Stepping Up In Reading* to practice decoding, word recognition, and reading fluency.

bed	leg	web
beg	let	wet
yes	bet	hen
yet	bed	hem
men	pet	beg
met	pen	bet
peg	web	pet
pen	wed	pep

Ben's red pens	ten men
gets him wet	a big bed
a wet pet	the red hen
a big jet	fed his pet
cut his leg	begs and gets fed
pens and pads	the pet's vet

Put the phrases into oral questions.


52



Look at the Pets

Jan and Kim took little Pam to look at pets.
 Pam looks at cats and pups.
 Pam ran to her dad.
 "Can I get a pet?" she said.
 Gus said, "You have a pup!"
 "Can I get a cat?" said Pam.
 "Not yet," said Gus.
 "I cannot let you have a cat and a pup."
 Little Pam is sad.

14



Then read stories with the new sound in the *Merrill Reader* for additional reading practice and to teach comprehension strategies.

5. Reinforcement As a final reinforcement activity, you might ask the children to reread the story independently and illustrate it.

